

# Fellowship One Release Notice

New Features for Fellowship One Clients



# Fellowship One Release Notice

## New Features for Fellowship One Clients

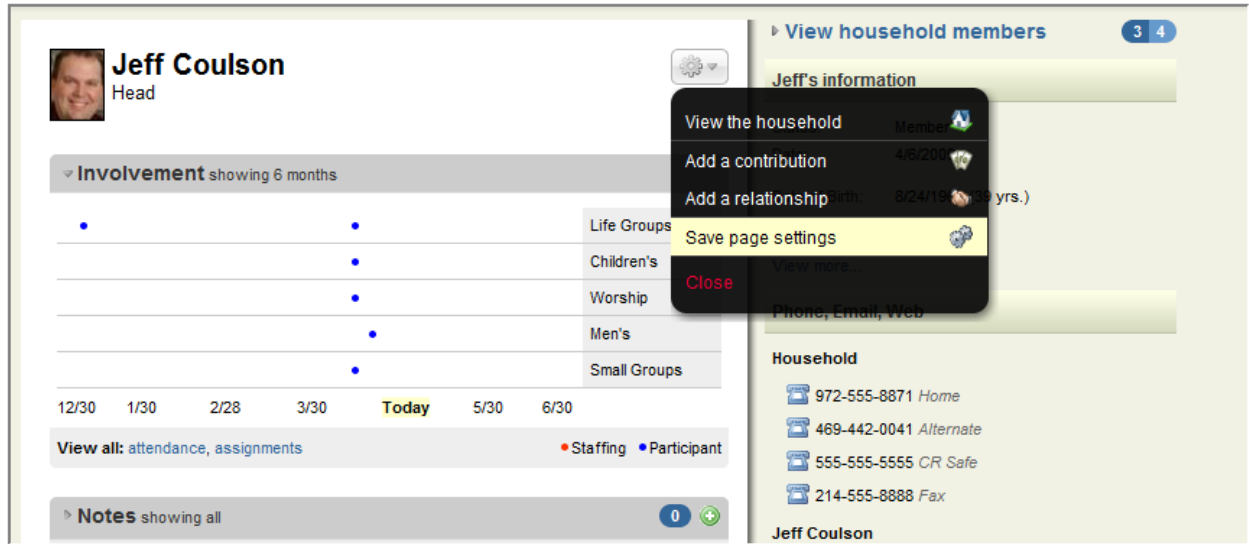
Exciting features are coming to Fellowship One! This release has two purposes: 1) adding new features to Household/Individual and 2) laying a foundation for a brand new Groups solution and methodology.

Look for more information on Fellowship One Groups in the upcoming months!

<b>Household/Individual Personalization – Save page settings</b>	Want to close some widgets and leave others open – always? You can do it now from the <i>Actions</i> gear within the individual record.
<b>Groups</b>	Groups is enhanced to provide group settings and to lay the foundation for the upcoming Fellowship One Groups.

## Save page settings

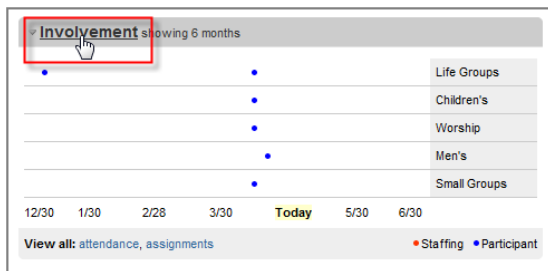
You asked for an enhancement that would allow you to collapse widgets on the individual record and keep them that way. The *Actions* gear in the individual record now has the option to *Save page settings*.



The screenshot shows the profile of Jeff Coulson, Head. The 'Involvement' widget is expanded, showing a calendar for the month of March. A gear icon in the top right corner of the profile area has been clicked, opening a dropdown menu. The menu options are: 'View the household', 'Add a contribution', 'Add a relationship', 'Save page settings' (highlighted in yellow), and 'Close'. The background shows the 'Involvement' widget with a calendar grid and a list of activities: Life Groups, Children's, Worship, Men's, and Small Groups. The 'View all' dropdown is set to 'attendance, assignments'. The 'Notes' widget shows 0 notes.

Open and collapse any widgets you want to hide or show by clicking the title bar as shown below.

Open



The screenshot shows the title bar of the 'Involvement' widget. The title bar text is 'Involvement showing 6 months'. A red rectangular box highlights the expand/collapse arrow on the left side of the title bar. Below the title bar, the widget content is visible, including a calendar and a list of activities.

Closed



The screenshot shows the title bar of the 'Involvement' widget. The title bar text is 'Involvement showing 6 months'. The widget content is collapsed, and only the title bar and the 'View all' dropdown are visible. The 'View all' dropdown is set to 'attendance, assignments'.

Click the **Actions** gear and select **Save page settings**. This will save your preferences.

## Groups

A large foundational change was made to Groups. In this initial release, you will see very little change. However, in the coming months many new features will be coming to Groups, including a new online solution called *Fellowship One Groups*. Stay tuned for more information.

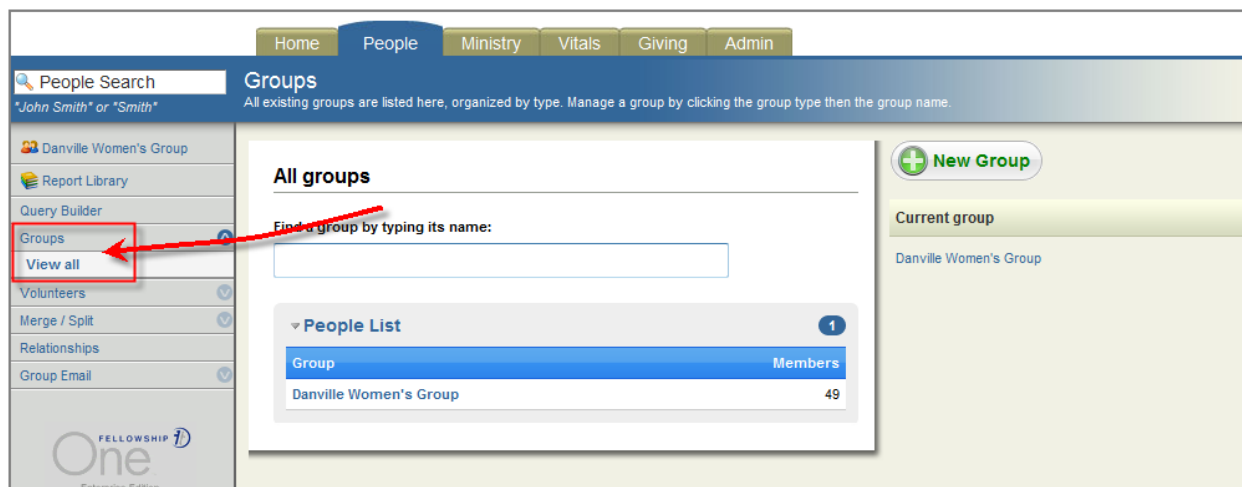
## Menu changes

The most notable change is the path you use to access Groups. The menu options have changed slightly. Simply click **Groups** and then **View all** in the menu options on the People tab.

---

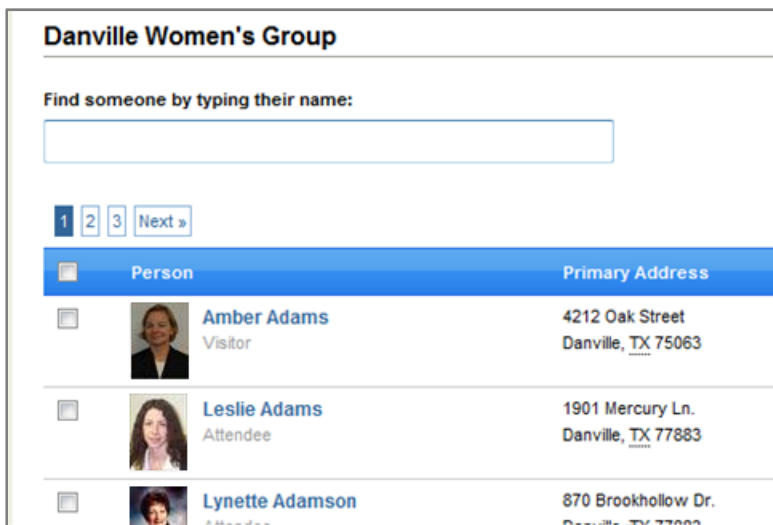
**Note:** *You can also use this path to create a new group.*

---



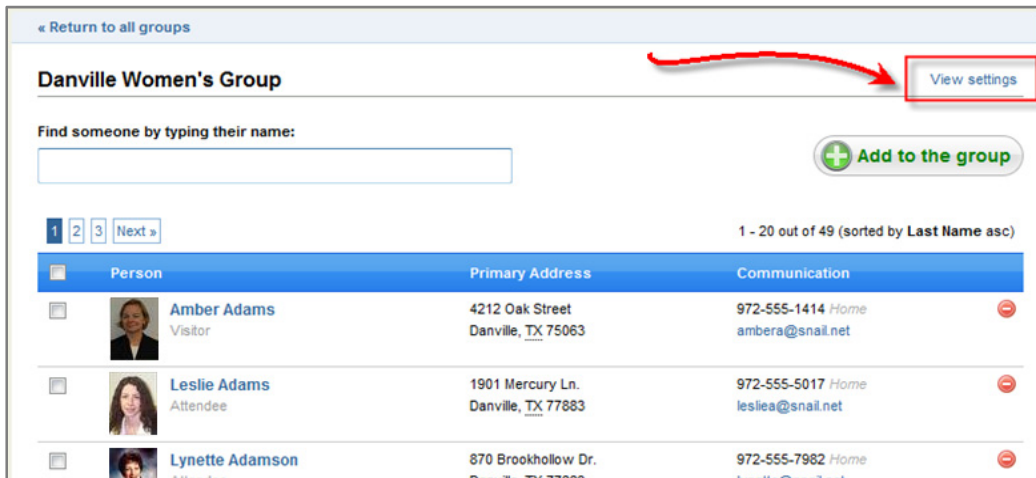
## Pictures

Groups now display individual record photos to help you quickly identify faces with names.

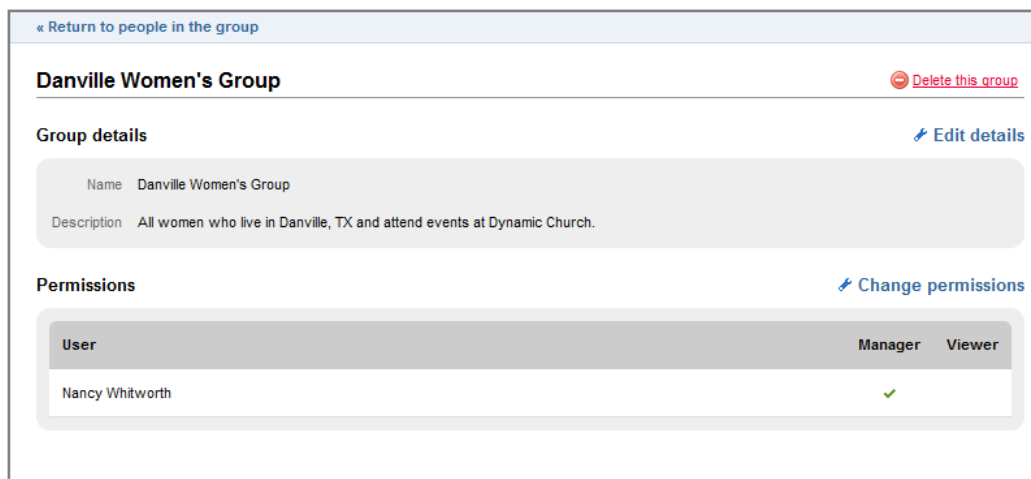


## Group settings

In this release we are excited to bring about the new concept of group settings. You will see this when you access any group. As shown below, **View settings** appears on the right side of the group list.



Click **View settings** to see the *Group details* and the *Permissions*.



If you are a manager of the selected group, you will see links to **Edit details** and **Change permissions**. This change lays the groundwork for the additional information and functionality we will make available to groups.

## Support

If you have questions or concerns please feel free to contact Fellowship Technologies at 1-866-383-2437 or click the **Support** link in Fellowship One and click **Ask a Question**. Complete the required fields and submit the question to have a support representative contact you.